

Parents Forum

[Home](#)
[Register](#)
[Forum](#)
[Community](#)
[Classified Ads](#)
[Directory](#)
[Edu Resources](#)
[About](#)


Welcome, **Guest**

Username Password: Remember me

[Forgot your password?](#) [Forgot your username?](#) [Create an account](#)

[Parents Forum](#) [Higher Education](#) [Engineering Entrance Coaching & Colleges](#)

[Karnataka CET Counselling Process](#) (1 viewing) (1) Guest

Page: **1**

TOPIC: Karnataka CET Counselling Process

[Karnataka CET Counselling Process](#) 1 year, 5 months ago

#26

prasadarya

The CET counselling process was an extremely well organized and parent/candidate friendly process. Once you reach the counselling center on your appointed day - here's what happens (to the best of my recollection)

Entry into the counselling center, and subsequently to each hall is called out by CET ranks

Step 1

- One parent is allowed to accompany the candidate into the counselling hall.
- As soon as you enter - you are in a waiting hall.
- They provide you with a simple form to fill in the candidate details
- The waiting hall has several screens which display the CET rank being called, No. seats available by branch, college and category (helpful for you to assess your chances of getting the branch and college you desire)


Step 2

- You then enter another hall - where they check all your original documents
- Once your documents are checked - you go to the actual seat selection hall
- This hall also displays live the seats available by college - and the CET ranks being currently called. Actually as and when a candidate finalizes his choice, the screens display the candidates photo, rank and seat chosen.

Step 3

- When your turn comes up, you are called to a Counselor's desk
- He/She checks your rank - then shows you the options available for you
- these people are actually quite patient with you and let you take your time (of course I didn't see anyone take an inordinate amount of time)
- You make your choice of college and branch
- The choice is locked
- He gives a printout of your choice

Step 4



prasadarya



The CET counselling process was an extremely well organized and parent/candidate friendly process. Once you reach the counselling center on your appointed day - here's what happens (to the best of my recollection)

Entry into the counselling center, and subsequently to each hall is called out by CET ranks

Step 1

- One parent is allowed to accompany the candidate into the counselling hall.
- As soon as you enter - you are in a waiting hall.
- They provide you with a simple form to fill in the candidate details
- The waiting hall has several screens which display the CET rank being called, No. seats available by branch, college and category (helpful for you to assess your chances of getting the branch and college you desire)

Step 2

- You then enter another hall - where they check all your original documents
- Once your documents are checked - you go to the actual seat selection hall
- This hall also displays live the seats available by college - and the CET ranks being currently called. Actually as and when a candidate finalizes his choice, the screens display the candidates photo, rank and seat chosen.

Step 3

- When your turn comes up, you are called to a Counselor's desk
- He/She checks your rank - then shows you the options available for you
- these people are actually quite patient with you and let you take your time (of course I didn't see anyone take an inordinate amount of time)
- You make your choice of college and branch
- The choice is locked
- He gives a printout of your choice

Step 4

- There is a bank counter
- Parents are shoed out at this stage - and candidate has to be present at the bank himself
- Make the DD payment

Step 5

- Take the payment challan and go to another counter
- They issue the CET admission order (not sure what the document is called) - and the process is done

(I do not clearly recollect which counter issues the Order for admission - but it's really a simple process)

Step 6

- You go to the college where you have taken admission
- Give them the admission order
- Make whatever fees payment needs to be done for the college (all colleges have some fees apart from what you pay CET)
- Give them the originals - 12th marks sheet, CEAT admission order, Transfer certificate, Study certificate



Study Certificate - Karnataka CET 1 year, 5 months ago

#27

prasadarya



If you are applying to CET based on the student being a Karnataka native on account of having done his 10th in karnataka, CET asks for a document called the 'Study Certificate'.

This was a fairly simple process:

- We went to the school where our son studied 10th Standard
- Gave an application (school had pre-printed forms) for a study certificate
- The school issues a certificate with the Principals signature - which states for how long the student studied in the school and a few more details
- You have to take it to the ward office (the school will tell you which one) and get it endorsed by the ward officer

This is an Important and necessary document



CET Seat cancellation process 1 year, 5 months ago

#28

prasadarya

After we had taken a seat in PESSE, our son got his allotment in NIT. We had to cancel the CET seat to collect some of the original documents from the college (we had requested and taken the marks sheet earlier to show it at the NIT Spot

- The college gave us the original CET admission order/allotment letter
- They also gave us back the original documents
- We took this and went to the CET office
- Filled up a form requesting cancellation
- They opened a file - printed out a cancellation letter and cancelled the seat in the system
- We went to the bank counter - and after some time they gave us the refund cheque (50% of the fees paid)
- After a week we went to the college and picked up a refund cheque of fees paid - after a deduction of Rs. 2,500/-

I might have missed out some intermediate details - but the process is - you go to the college - pick up the original CET admission order and then go to the CET office for cancellation.

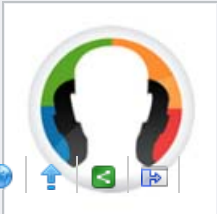
It was an extremely smooth process, and I must say that PESSE was extremely cordial and professional and fast in all the processing work. Was quite impressed by PESSE

REPL QUOT
Y E

Karnataka CET 2010 Cutoff Ranks 1 year, 5 months ago


#30

prasadarya



The attached pdf file gives the CET cutoff ranks (the last rank that was admitted for the branch/college) in 2010. We used these cutoff ranks to figure out what chances our son had in different branches/colleges (based on his rank). By admission time next year, you are likely to find 2011 cutoff ranks on the CET website. We found the information quite useful.

Attachments:

 [engg_cutof..._CET.pdf \(843KB\)](#)

Last Edit: 1 year, 5 months ago by

REPL QUOT
Y E

Y +

Page: 1

Parents Forum > Higher Education > Engineering Entrance Coaching & Colleges

... Engineering Entrance Coaching & Colleges

Powered by Kunena

Time to create page: 0.34 seconds



Copyright © 2013 Parents Forum. All Rights Reserved.